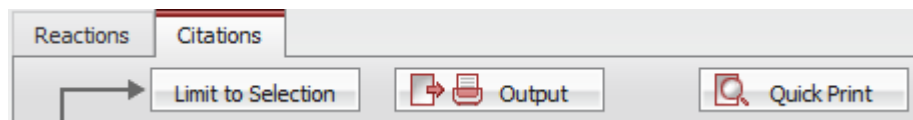


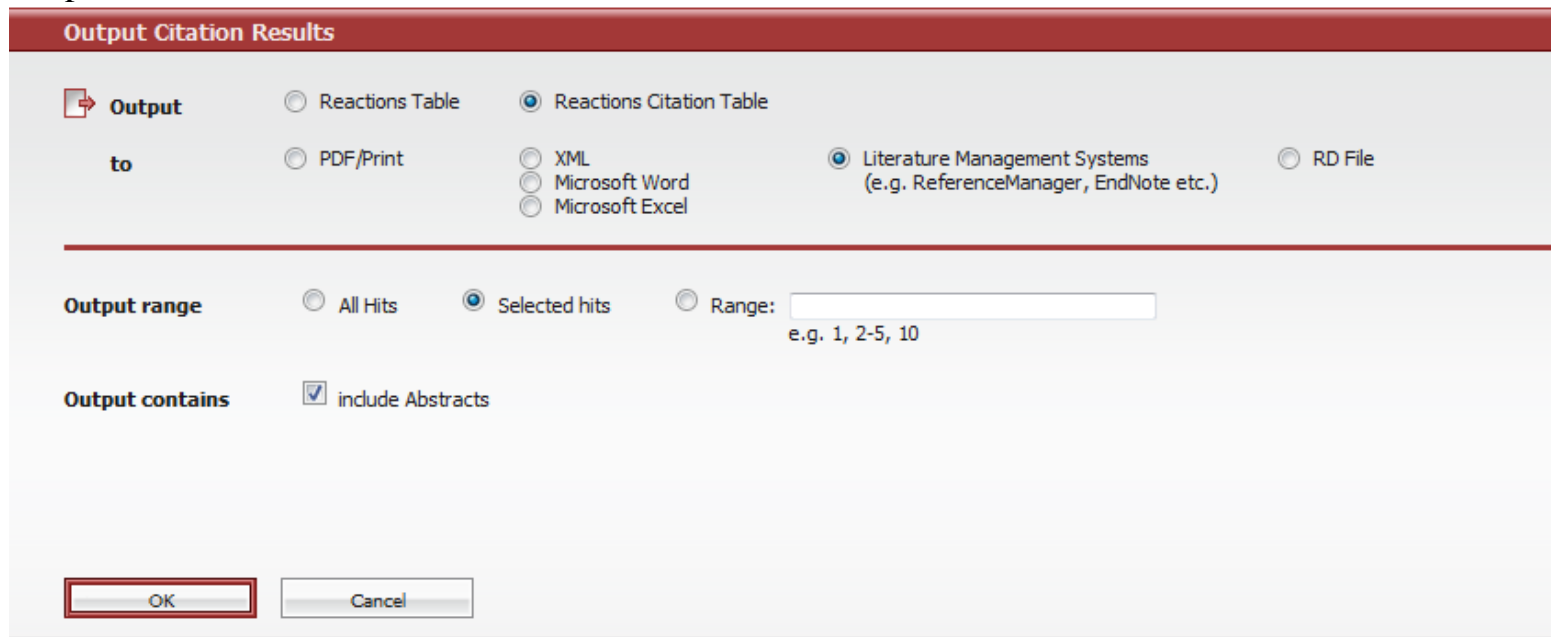
Importing References from Reaxys into RefWorks

In Reaxys

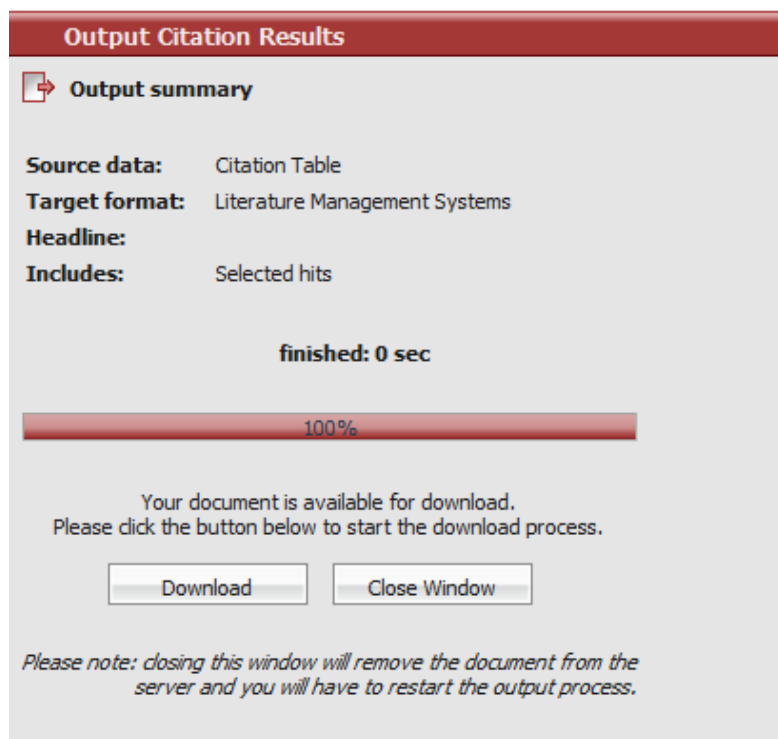
1. Complete your search
2. Mark selected references (check box) under **Citations** for **Output**



3. Click **Output** from the top menu bar
4. Choose **Output to: Literature Management Systems**
5. Keep **Selected hits** and click **OK**



6. Download the citation results



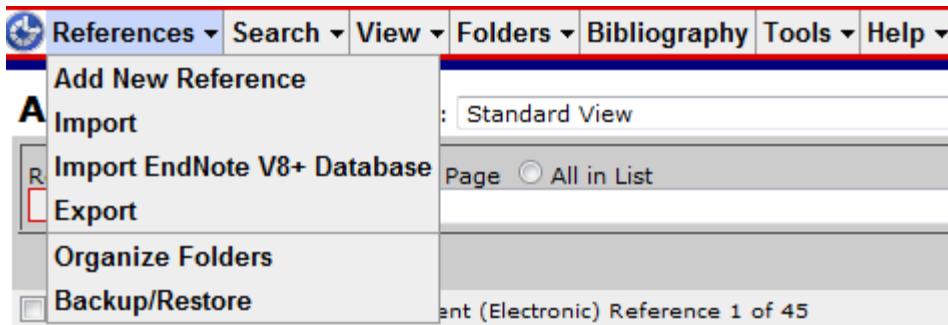
7. Click **Download** to get a webpage, e.g.

https://www.reaxys.com/reaxys/printing/reaxys_sxie28_20100712_140221_984.txt

8. Save the webpage as “.txt” file

In RefWorks

1. Select **References / Import** from the tool bar



2. Select **RIS Format** as the Import Filter/Data Source

3. Choose **Beilstein** as the Database

Import [Import Instructions](#) | [List of Filters & Databases](#) | [Request a Filter](#)

Import Filter/Data Source: **RIS Format**

Database: **Beilstein**

Import References into Folder: Specify Folder (optional)

Import Data from the following Text File

C:\Users\sxie28\Desktop\reaxys_sxie28_20100712_140221_984.txt **Browse...**

Encoding: ANSI - Latin I

Import Data from the following Text

Import

4. Choose **Import data from the following text file**

5. **Browse** to find your saved txt document

Created by Shiyi Xie, Chemistry and CBE Librarian July 12, 2010

6. Click on **Import**.

Taylor Library, University of Western Ontario