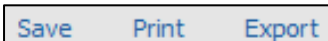


Importing References from SciFinder Scholar into RefWorks

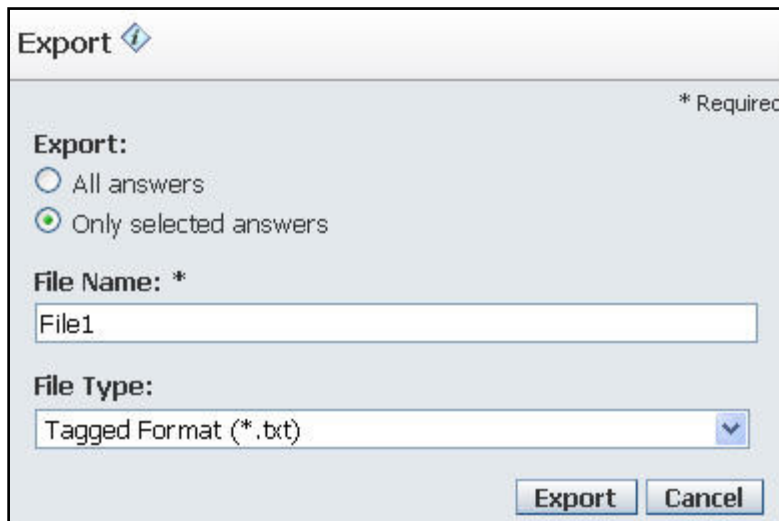
In SciFinder

1. Complete your search
2. Mark selected references (check box) for **Export**

3. Click **Export** from the top menu bar

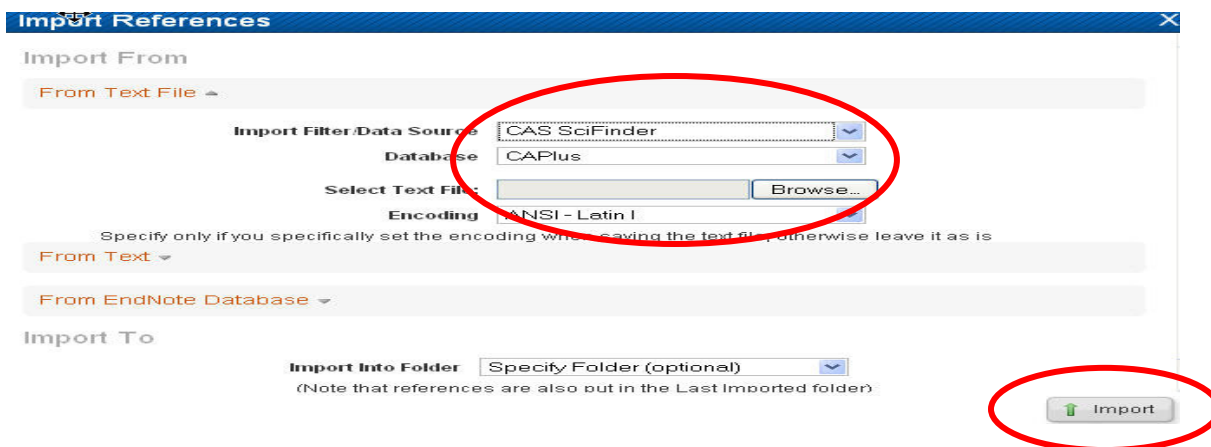


4. Choose to export **Only selected answers**
5. Assign a file name
6. Save with **Tagged Format** as the **File Type**
7. Click **Export** save to your desktop



In RefWorks

1. Select **References / Import** from the tool bar
2. Select **CAS SciFinder** as the **Import Filter/Data Source**
3. Choose **CAPLUS** as the **database**
4. **Select text file - Browse** to find your saved txt document
5. Click on **Import**.



Created by Elizabeth Elliott, edited by Lise Doucette
Taylor Library
The University of Western Ontario